



SIX+ BAR L



12X20W RGBLA+UV LED Batten Fixture, IP65 Rated

DATA SHEET



KEY FEATURES

(12) 20W RGBLA+UV LED Array

>7000 Lumens, 93 CRI

Extra Large 50mm Lenses

Beam Angle: 52°x 14° (Frost Filter Included)

Full Pixel Control

Completely Fanless Cooling

Integrated L Track for Flexible Mounting

Unique End-to-End Interconnection System

Art-Net, sACN and KlingNet Support

IP65 Rated

Unleash the full potential of LED batten lighting and ignite your creative spark with the new **SIX+ BAR L!** The SIX+ BAR L represents an innovative line of creative LED batten solutions that harmonizes the latest in LED color technology with versatile design for greater artistic expression. An upgrade of Elation's beloved SixBar 1000, the SIX+ BAR L raises the bar with more output, a broader color spectrum and an overall superior quality of light.

Equipped with 20W RGB+Lime+Amber+UV LEDs and boasting an impressive CRI of 93, the **SIX+ BAR L** offers a stunning array of colors, ensuring a beautifully homogenized wash of light with high-quality color reproduction. Its meticulously engineered optical system ensures even light distribution, and the proprietary RGBLA+UV engine delivers high-fidelity whites and intense primaries with no color fringing. Extra-large 50 mm lenses make it ideal for direct view applications and individual cell control opens up for a myriad of design possibilities.

The meter-long **SIX+ BAR L** houses 12 RGBLA+UV LEDs and packs a punch at over 7000 lumens. With fully variable color temperature adjustment (2400K - 8500K), CMY emulation, and a virtual gel library, designers have immediate access to a diverse LED color array, including beautifully mixed whites. A time-efficient SixBar emulation mode ensures perfect color matching and DMX control with existing SixBar fixtures. The integrated accessory slot accommodates the included frost filter, with optional ND filters and other optics available. The fixture also ships with an included glare shield for wall wash applications.

Designed for ultimate flexibility, the SIX+ BAR L's innovative housing allows for end-to-end interconnection and includes integrated L track on three sides for flexible mounting and positioning. Trunnions designed for attachment to the L track can be fixed at multiple points to optimize positioning around objects or obstacles.

Ideal for a large variety of productions and easily integrated into installation applications, the SIX+ BAR L serves as a highly versatile wash light, uplight, wall/cyc wash, accent light, direct view pixel strip and more. Wrapped in a durable, fully IP65-rated housing, the fixture is suitable for any environment, indoors or outdoors, and the C4-M marine grade coating ensures protection against the harshest environments, even salty coastal air. Its fanless convection cooling guarantees silent operation, making it ideal for noise-sensitive environments.

Controllable via DMX/RDM, Art-Net, sACN, and KlingNet protocols, the **SIX+ BAR L** also features proprietary Aria x2 wireless device management for simplified system setup and maintenance.

Do more with LED batten lighting and set your creative spirit free with the **SIX+ BAR L!**



Specifications are subject to change without notice ©Elation Professional 05/31/2024

Elation Professional USA | 6122 S. Eastern Ave. | Los Angeles, CA. 90040
323-582-3322 | 323-832-9142 fax | www.elationlighting.com | info@elationlighting.com

Elation Professional B.V. | Junostraat 2 | 6468 EW Kerkrade, The Netherlands
+31 45 546 85 66 | +31 45 546 85 96 fax | www.elationlighting.eu | info@elationlighting.eu



SIX+ BAR L



12X20W RGBLA+UV LED Batten Fixture, IP65 Rated

SPECIFICATIONS

SOURCE

(12) x 20W RGBLA+ UV LEDs
30,000 Hour Average LED Life

*Test lab conditions. May vary depending on several factors including but not limited to: Environmental Conditions, Power/Voltage, Usage Patterns (On-Off Cycling), Control, and Dimming.

PHOTOMETRIC DATA

>7000 Total Lumen Output
CRI - 93
Beam Angle: 52°x 14°
Field Angle: 66°x 30°

EFFECTS

Full Pixel Control
Electronic Dimmer and Strobe
Variable 16-bit Dimming Modes and Curves

COLOR

RGBLA+ UV Color Array
CMY Emulation
Dim-to-Warm Fade
Variable CCT 2400K - 8500K
Virtual Gel Swatch Book

CONTROL / CONNECTIONS

15 DMX Channel Modes (1ch, 3ch, 6ch, 9ch, 13ch, 16ch, 16ch, 22ch, 22ch, 34ch, 44ch, 58ch, 82ch, 154ch, 72ch)
5 Six Bar 1000 Emulation DMX Channel Modes (6ch, 7ch, 11ch, 13ch, 75ch)
4 Button Control Panel, LED Display
Aria x2 Wireless Device Management
RDM (Remote Device Management)
IP65 5pin XLR DMX In/Out
IP65 RJ45 Ethernet In/Out (Art-Net, sACN, KlingNet)
IP65 Locking Power Cable In/Out

SIZE / WEIGHT

Length: 39.37" (1000mm)
Width: 4.13" (105mm)
Vertical Height: 8.11" (206mm)
Weight: 27 lbs / 12.25kg

ELECTRICAL / THERMAL

AC 100-240V - 50/60Hz
210W Max Power Consumption
Power Thru Capacity: @110V: 7 Units;
@240V: 16 Units
5°F to 113°F (-15°C to 45°C)
BTU/hr (+/- 10%) 716.1

INCLUDED ITEMS

Safety Cable
IP65 Locking Power Cable
Frost Filter
Glare Shield
Fixture Interconnect Key

OPTIONAL ITEMS

8050000053 - Omega Bracket (Qty.2)
Fixture Interconnect Splice Package (FISP06)
L-Track to M10 Adapter, 70mm (LTR001)
L-Track to M10 Adapter, 44.5mm (LTR008)
L Track C-Clamp & Adapter Assembly, 70mm (LTR100)
L Track C-Clamp & Adapter Assembly, 44.5mm (LTR112)

APPROVALS / RATINGS

CE | cETLus(pend) | UL | IP65c | FCC | UKCA



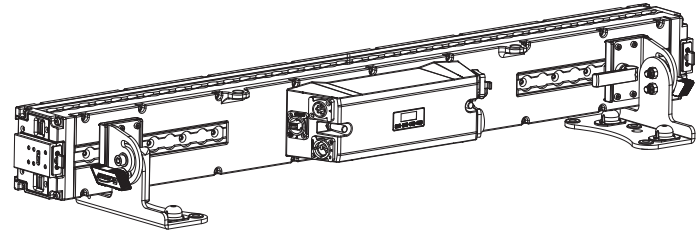
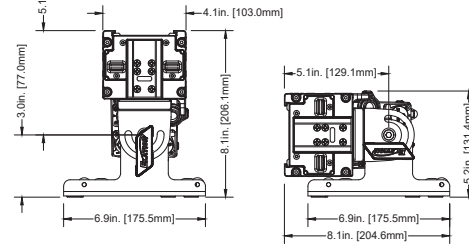
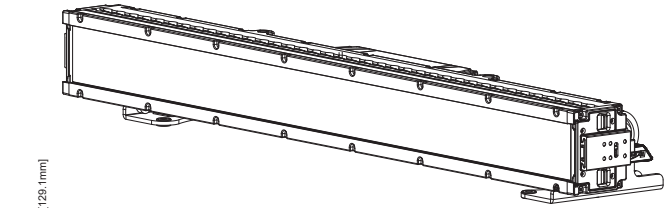
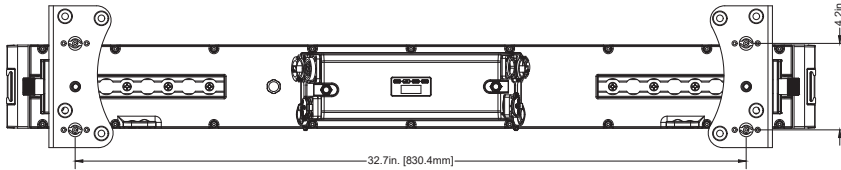
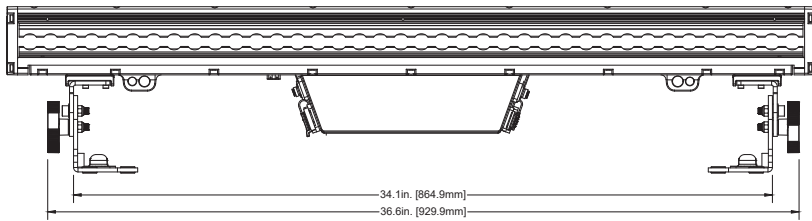
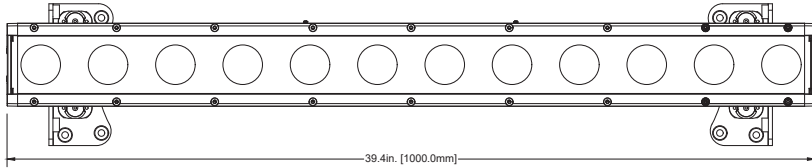


SIX+ BAR L



12X20W RGBLA+UV LED Batten Fixture, IP65 Rated

UNIT DIMENSIONS



ORDERING INFORMATION

SIX238	1237000342	SIX+ BAR L
BLL021	1223200113	Narrow Lens
BLL101	1223200111	Extra-Wide Lens
BLL141	1223200110	1°X40° Elliptical Lens
BLL161	1223200109	10°x60° Elliptical Lens
FISP06	1236300110	Fixture Interconnect Splice Package
LTR001	PENDING	LTrack A1
LTR008	PENDING	LTrack A1
LTR100	PENDING	LTrack CA1
LTR112	PENDING	LTrack CA2

