

**Light efficiency:**

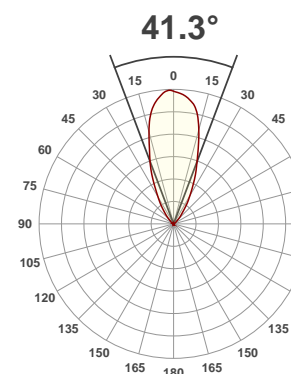
**11 Lumen/Watt**

**Light quality:**

**CRI: 0.0**

**Color temperature:**

**0 K**



**Product name:**

**ZCL 360 Bar**

**Test:**

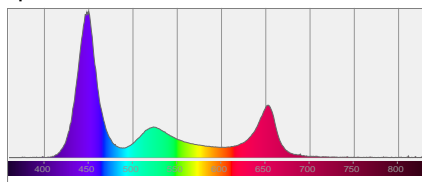
**Zoom Out Full On**

**Date:**

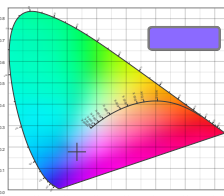
**7/10/2017**

**Output: 5020 lm Power consumption: 459 W Peak: 7976 cd**

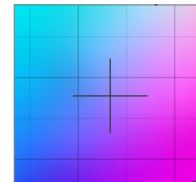
**Spectral distribution**




**Color coordinates**



**Zoom color point**

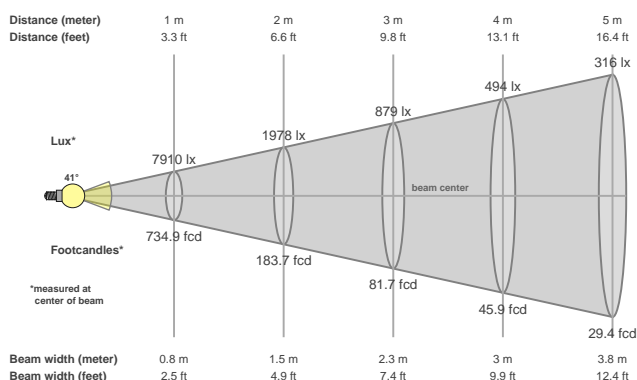


**CRI R values**



Color temperature	Color rendering index	Red component	Color fidelity	Color gamut	Color quality scale	Color coordinate cie 1931	Color coordinate cie 1931	Color coordinate	Color coordinate	Color divition from black body
CCT	CRI	CRI R9	TM30 Rf	TM30 Rg	CQS	x	y	u	v	Δuv
0 K	0.0	0.0	0.0	0.0	0.0	0.233	0.178	0.200	0.228	n/a

**Beam details**



**Beam angels**

Beam angle 50%	Field angle 10%	Cutoff angle 2,5%
41.3°	77.9°	104.5°

**Beam intensities**

Peak intensity	Int. ratio in 120° cone	Int. ratio in 90° cone
7976 cd	1.0%	0.9%

**Power**

Power	Power factor	Power frequency
459 W	1.0	0 Hz

Nominal voltage	Voltage	Current
230 V	114 V	4.02 A

**Beam intensities from 1-20m**

1m	2m	3m	4m	5m	6m	7m	8m	9m	10m	11m	12m	13m	14m	15m	16m	17m	18m	19m	20m
3.3ft	6.6ft	9.8ft	13.1ft	16.4ft	19.7ft	23ft	26.2ft	29.5ft	32.8ft	36.1ft	39.4ft	42.7ft	45.9ft	49.2ft	52.5ft	55.8ft	59.1ft	62.3ft	65.6ft
7910lx	1978lx	879lx	494lx	316lx	220lx	161lx	124lx	98lx	79lx	65lx	55lx	47lx	40lx	35lx	31lx	27lx	24lx	22lx	20lx
734.9fcd	183.7fcd	81.7fcd	45.9fcd	29.4fcd	20.4fcd	15fcd	11.5fcd	9.1fcd	7.3fcd	6.1fcd	5.1fcd	4.3fcd	3.7fcd	3.3fcd	2.9fcd	2.5fcd	2.3fcd	2fcd	1.8fcd