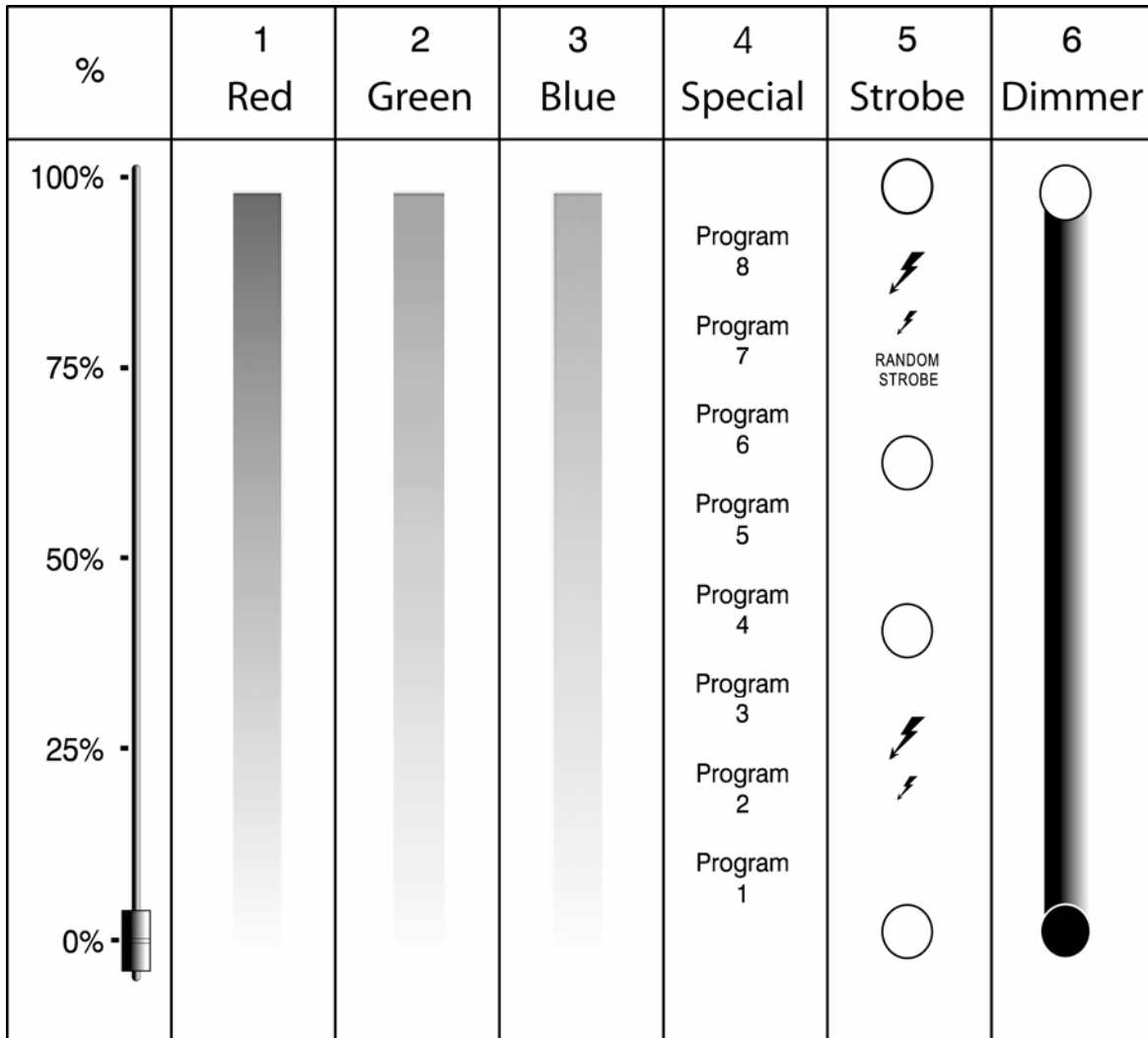


9. DMX CHANNEL TRAITS

6 Channel Mode: This chart details a simple layout of the DMX channel assignment in 6-channel mode. The chart traits will vary slightly for 12 channel and 15-channel operation, as those modes use more RGB channels for more precise control.



CHANNEL 1:Red

CHANNEL 2:Green

CHANNEL 3:Blue

CHANNEL 4: Internal programs:

CHANNEL 5:Strobe

CHANNEL 6: Dimming (0%-100%)


DMX channel's functions and their values (6 Channel Mode):

<u>Channel 1 - Red:</u>	
0-255	Red (0-Black, 255-100% Red)
<u>Channel 2 - Green:</u>	
0-255	Green (0-Black, 255- 100% Green)
<u>Channel 3 - Blue:</u>	
221-255	Blue (0-Black, 255- 100% Blue)
<u>Channel 4 - Internal programs:</u>	
0-10	No function
11-40	Internal program 1
41-70	Internal program 2
71-100	Internal program 3
101-130	Internal program 4
131-160	Internal program 5
161-190	Internal program 6
191-220	Internal program 7
221-255	Internal program 8
<u>Channel 5 - Strobe:</u>	
0	No function
1~95	Strobe effect slow to fast
96-127	No function
128-159	Pulse effect in sequences
160-191	No function
192-223	Random strobe effect slow to fast
224-255	No function

<u>Channel 6 - General dimming / Program Speed Control</u>	
<i>This channel has two functions depending on the operating mode. When running the built-in programs this channel will control the program speed.</i>	
0-255	Dimming (0%-100%) ~ Normal Operation
0-255	Speed (min to max) ~ When running built-in programs on channel 4

12 Channel Mode: This chart details a simple layout of the DMX channel assignment in 12-channel mode. In this mode all channels are used to control the various RGB LEDs.

Channel mode 12:



DMX channel's functions and their values (12 Channel Mode):	
<u>Channel 1 - Red:</u>	
0-255	Red (0-Black, 255-100% Red)
<u>Channel 2 - Green:</u>	
0-255	Green (0-Black, 255- 100% Green)

Channel 3 - Blue:

221-255	Blue (0-Black, 255- 100% Blue)

Channel 4 - Red:

0-255	Red (0-Black, 255-100% Red)

Channel 5 - Green:

0-255	Green (0-Black, 255- 100% Green)

Channel 6 - Blue:

221-255	Blue (0-Black, 255- 100% Blue)

Channel 7 - Red:

0-255	Red (0-Black, 255-100% Red)

Channel 8 - Green:

0-255	Green (0-Black, 255- 100% Green)

Channel 9 - Blue:

221-255	Blue (0-Black, 255- 100% Blue)

Channel 10 - Red:

0-255	Red (0-Black, 255-100% Red)

Channel 11 - Green:

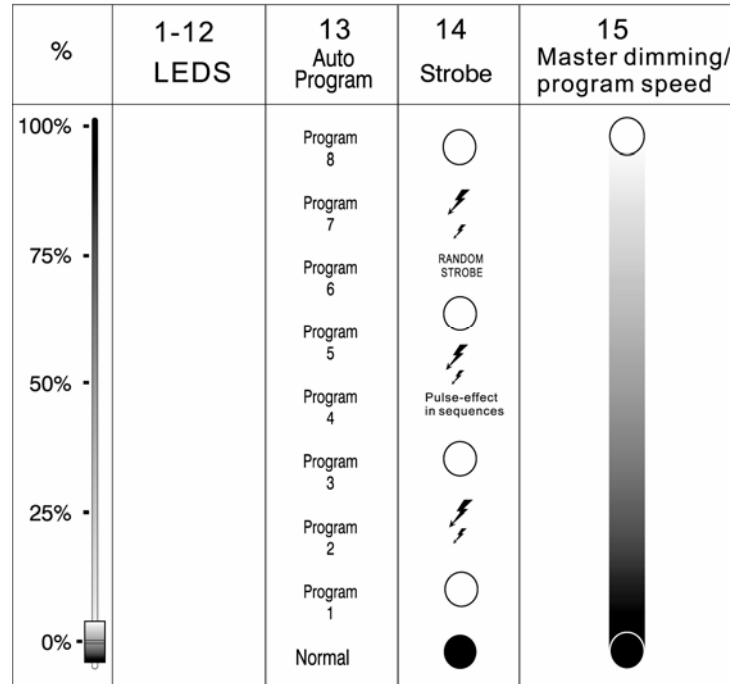
0-255	Green (0-Black, 255- 100% Green)

Channel 12 - Blue:

221-255	Blue (0-Black, 255- 100% Blue)

15 Channel Mode: This chart details a simple layout of the DMX channel assignment in 15-channel mode. In this mode channels 1~12 are used to control the various RGB LEDs and channels 13~15 will control special features.

Channel mode15:



DMX channel’s functions and their values (15 Channel Mode):

Channel 1 - Red:	
0-255	Red (0-Black, 255-100% Red)
Channel 2 - Green:	
0-255	Green (0-Black, 255- 100% Green)
Channel 3 - Blue:	
221-255	Blue (0-Black, 255- 100% Blue)
Channel 4 - Red:	
0-255	Red (0-Black, 255-100% Red)

<u>Channel 5 - Green:</u>	
0-255	Green (0-Black, 255- 100% Green)
<u>Channel 6 - Blue:</u>	
221-255	Blue (0-Black, 255- 100% Blue)
<u>Channel 7 - Red:</u>	
0-255	Red (0-Black, 255-100% Red)
<u>Channel 8 - Green:</u>	
0-255	Green (0-Black, 255- 100% Green)
<u>Channel 9 - Blue:</u>	
221-255	Blue (0-Black, 255- 100% Blue)
<u>Channel 10 - Red:</u>	
0-255	Red (0-Black, 255-100% Red)
<u>Channel 11 - Green:</u>	
0-255	Green (0-Black, 255- 100% Green)
<u>Channel 12 - Blue:</u>	
221-255	Blue (0-Black, 255- 100% Blue)
<u>Channel 13 - Internal programs:</u>	
0-10	No function
11-40	Internal program 1
41-70	Internal program 2
71-100	Internal program 3

101-130	Internal program 4
131-160	Internal program 5
161-190	Internal program 6
191-220	Internal program 7
221-255	Internal program 8

Channel 14 - Strobe:

0	No function
1~95	Strobe effect slow to fast
96-127	No function
128-159	Pulse effect in sequences
160-191	No function
192-223	Random strobe effect slow to fast
224-255	No function

Channel 15 - General dimming / Program Speed Control

This channel has two functions depending on the operating mode. When running the built-in programs this channel will control the program speed.

0-255	Dimming (0%-100%) ~ Normal Operation
0-255	Speed (min to max) ~ When running built-in programs on channel 4